

Figure 3-C. The SASB Intrex rating scale
Intrex users have many examples of this

Use this answer sheet to rate:
Please use a pencil and completely fill in the circle which describes your views.
Use this scale:
NEVER, NOT AT ALL **ALWAYS, PERFECTLY**
0 10 20 30 40 50 60 70 80 90 100
A rating of less than 50 indicates "false";
a rating of more than 50 indicates "true"

.....Number of items here differs for the various versions

Figure 4 – A 2-Space plot of Marianne's introject, husband and mother

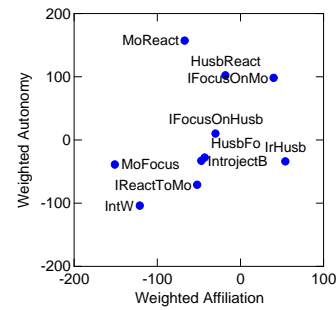
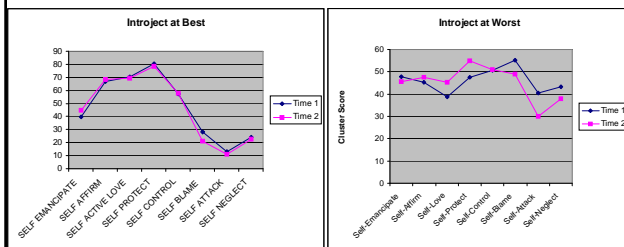


Figure 5 – Test:Retest group profiles taken 6 weeks apart



Factor analyses of the Short form

- All reconstructions of the SASB model by factor analysis are based on Principal Components Analysis. There are no transformations of the raw data and no rotations. Two factors were extracted.

Graphs for labels: Mother focused/ I reacted/ introject at worst follow for Normal samples:

Shortform versions 1 and 2 administered separately but pooled for analysis. N = 128.

Shortform Version 1 only N = 71

Medium Form (V1+2 administered together) N = 302 for interpersonal surfaces. N = 98 for introject

Longform N = 133

Figure 6A

Factor analysis: Short Form Mother focused on me 128 Normals

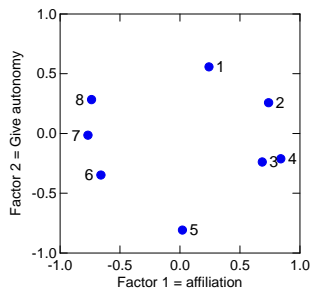


Figure 6 B

Factor analysis: Short Form I react to mother 128 Normals

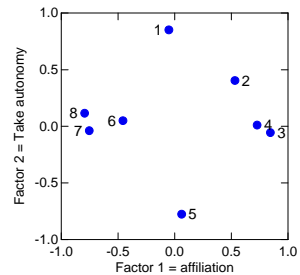


Figure 6 C

Factor analysis: Short Form IntrojectWorst 128 Normals

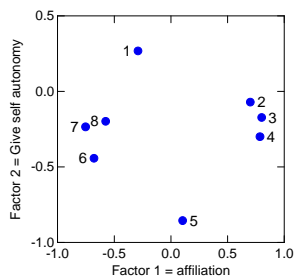


Figure 7A Version 1 only

Factor Analysis: mother focused on me N = 98

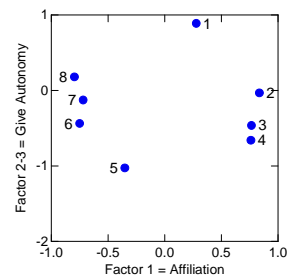


Figure 7-B. Factor analysis of Short form Version 1- I reacted to mother. N = 71

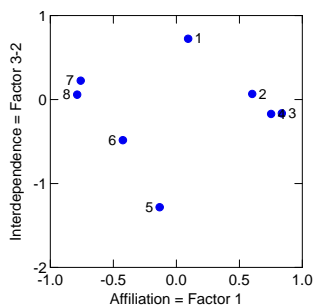
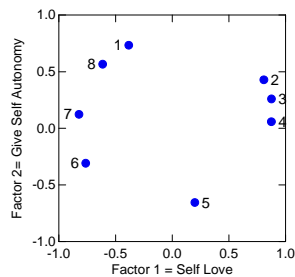


Figure 7 C

Factor Analysis: Introject N = 98



Factor analysis of the medium form (309 subjects were available for ratings of mother, but only 98 for Introject at worst).

Figure 8-A. Factor analysis- Medium form. Mother focused on me. N = 309.

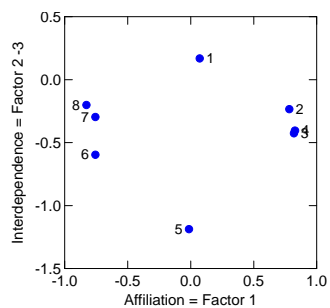


Figure 8-B. Factor analysis- Medium form. I reacted to mother. N = 309.

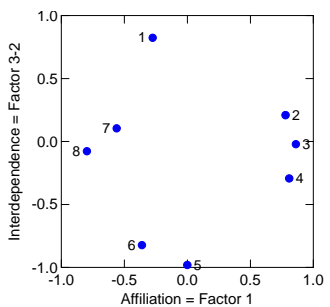


Figure 8-C.

Factor Analysis: Intorject N = 98

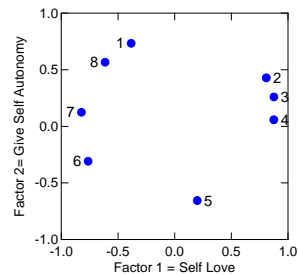


Figure 9-A.

Factor analysis: Mother focused on me 133 normals

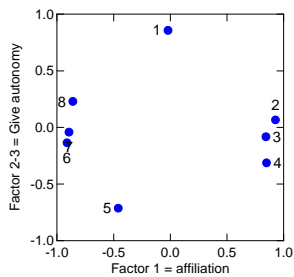


Figure 9-B.

Factor analysis: I reacted to mother 133 normals

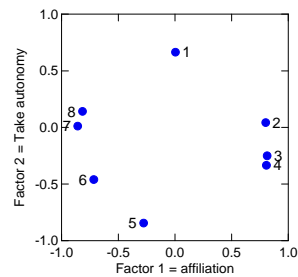
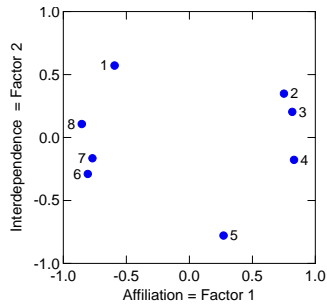


Figure 9-C. Factor analysis. My introject at worst. N = 133



Dimensional ratings analyses

- Items are rated for conformity to the model by naïve subjects.
- By contrast, in factor analysis, raters are evaluated using the items based on the model.
- In other words: in dimensional analysis, items are the subject; in factor analysis, raters are the subject.

Figure 10-A. Dimensional ratings scale for the horizontal axis

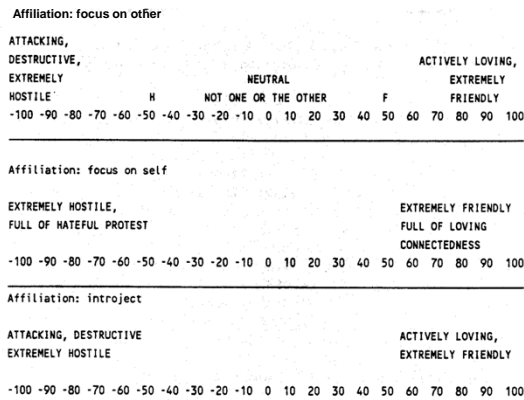



Figure 10-A. Dimensional ratings scale for the vertical axis



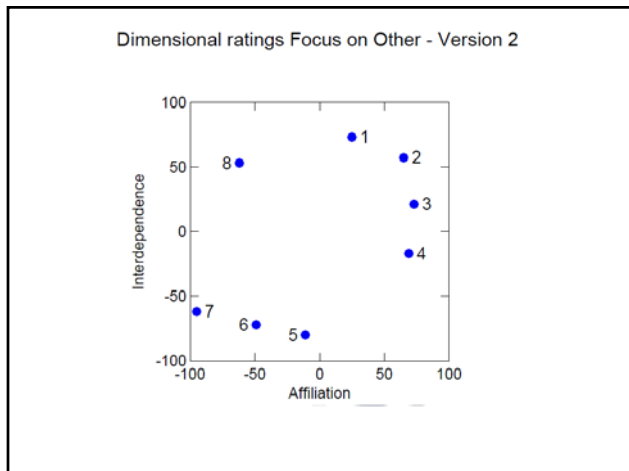
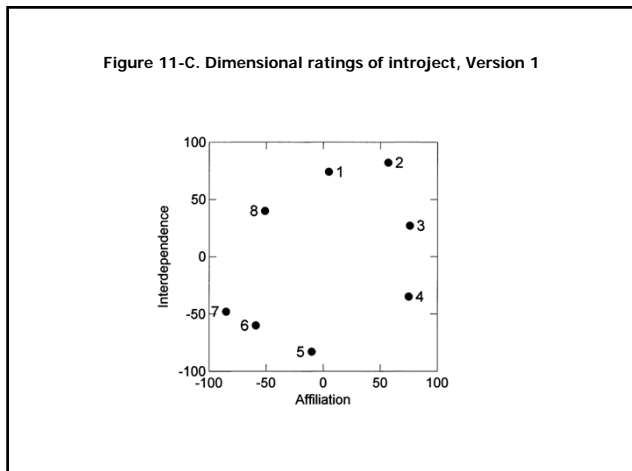
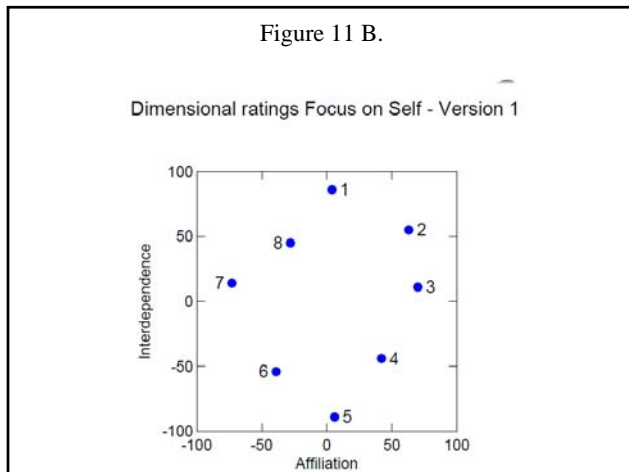
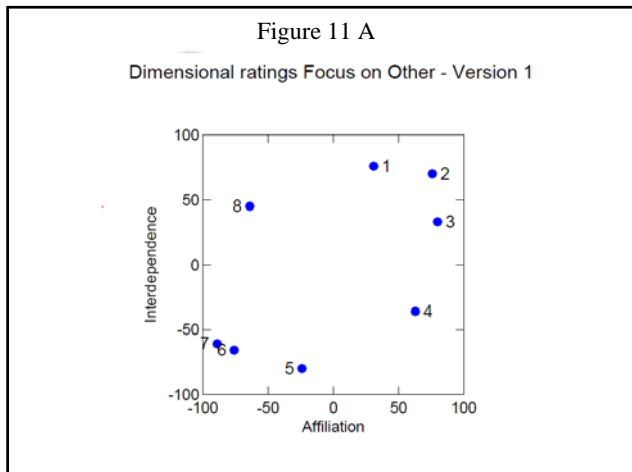


Figure 12-B.

Dimensional ratings Focus on Self - Version 2

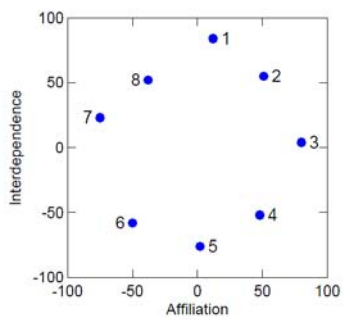


Figure 12-C.

Dimensional ratings Introject - Version 2

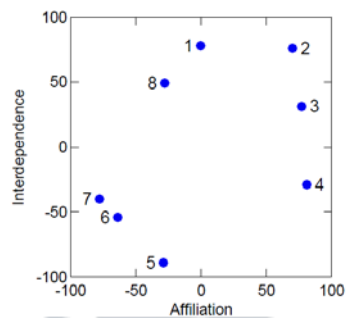


Figure 13-A. Dimensional ratings of focus, Version 1

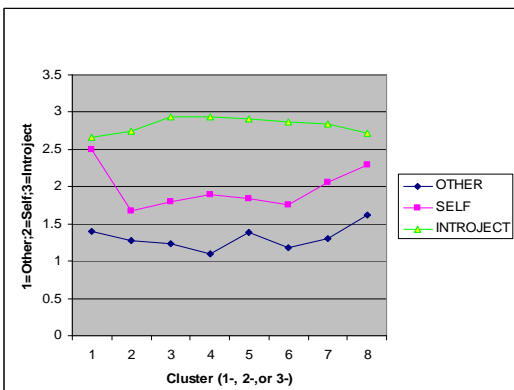


Figure 13-B. Dimensional ratings of focus, Version 2.

